
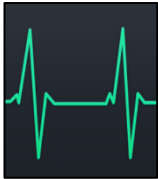





| River Bank Primary Knowledge<br>Organiser  | Year 2 | Spring Term 2   | We are musicians |
|--|--------|---|------------------|
| What we will learn   |        | Music vocabulary  |                  |
| <p style="text-align: center;"><b>Making Music</b></p> <div style="display: flex; align-items: center;">  <div style="margin-left: 20px;"> <p>We can use digital devices to help us to create, edit and listen to music. Music can make us think and feel different things. Rhythm, pitch and tempo can be used to change the sound and emotion of music.</p> <p>We can also use lots of different apps and programs to edit and improve photos, for example <b>Chrome Music Lab</b>, Magic, and Music Maker. We should understand the advantages of creating both digital and non-digital music.</p> </div> </div>   |        | <p><b>Pulse</b> is the steady beat, like a ticking clock or a heartbeat. Music has a pulse. Sometimes, we can clap or move in time to the pulse of music.</p> <div style="display: flex; align-items: center; justify-content: space-around;">  </div> <div style="display: flex; align-items: center; justify-content: space-around; margin-top: 40px;">  <div> <p>The <b>pitch</b> is how high or low a sound is. An example of a high-pitched sound is a whistle, a low-pitched sound is a drum.</p> </div> </div> |                  |
| <b>E-safety</b>  |        | <p><b>Rhythm</b> is the pattern of long and short sounds in music. In lots of music, a rhythm is repeated throughout the song.</p> <div style="text-align: center;">  </div> <p>The <b>tempo</b> is how fast or slow the music is. Fast-tempo music can sound energetic or frightening. Slow-pitched music can sound sad.</p> <p><b>Volume</b> is how loud or quiet something is.</p>  |                  |
| <p style="text-align: center;">Be safe online</p> <div style="display: flex; justify-content: space-around; text-align: center;"> <div style="background-color: #00FFFF; padding: 10px; border: 1px solid black;"> <span style="font-size: 48px; font-weight: bold;">S</span><br/>Stay Safe         </div> <div style="background-color: #00FF00; padding: 10px; border: 1px solid black;"> <span style="font-size: 48px; font-weight: bold;">M</span><br/>Don't Meet Up         </div> <div style="background-color: #FFA500; padding: 10px; border: 1px solid black;"> <span style="font-size: 48px; font-weight: bold;">A</span><br/>Accepting Files         </div> <div style="background-color: #FF0000; padding: 10px; border: 1px solid black;"> <span style="font-size: 48px; font-weight: bold;">R</span><br/>Reliable?         </div> <div style="background-color: #0000FF; padding: 10px; border: 1px solid black;"> <span style="font-size: 48px; font-weight: bold;">T</span><br/>Tell Someone         </div> </div> |        | <p style="text-align: center; background-color: #FFFF00; padding: 5px;"><b>Using Song Maker</b></p> <p>Chrome Music lab lets you create lots of different types of music.</p> <div style="text-align: right;">  </div>   |                  |

## Describing Music

Music is a type of art that can be heard. It can make us feel different **emotions**.



Music can make us feel different emotions.

Some of these emotions may include:

Happy Sad Excited

Depressed Bored

Worried Angry Nervous

Scared Surprised

Motivated Tired

Some words to describe music:

|        |               |
|--------|---------------|
| Loud   | Soft          |
| Gentle | Fast          |
| Slow   | Catchy        |
| Boring | Interesting   |
| Noisy  | Smooth        |
| Modern | Old-fashioned |
| Scary  |               |



## Using Song Maker – top tips

In Chrome Music Lab, click on the multi-coloured smiley face for Song Maker

By clicking on the different squares, you can make different musical notes. The higher up you click, the higher the note.

Clicking on the shapes below the notes allows you to add in **percussion**, e.g. drums and symbols.

You can change the **instruments** that make the sounds, by clicking on the different options in the bottom left.

By moving the dot along this bar (at the bottom of the page) you can change the **tempo**, making it faster or slower.

This symbol lets you listen to the music that you have made!



Piano



Electronic

Tempo  120

