
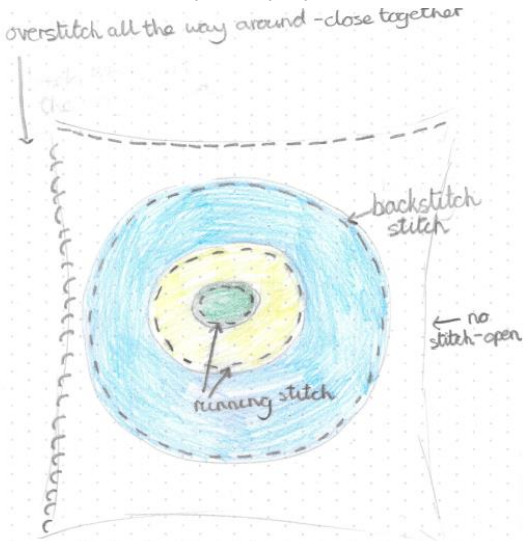







River Bank Primary Knowledge Organiser	Year 4	Spring 2	Design technology Cushion cover
<p style="text-align: center;">Planning process</p>	<p style="text-align: center;">Design process</p>	<p style="text-align: center;">Making process</p>	
<p>Purpose of a cushion is to provide comfort or support but can also be a decorative feature.</p>  <ol style="list-style-type: none"> <li>1. Unravel as much thread as you need and cut it from the spool.</li> <li>2. Hold the needle between thumb and forefinger and hold the thread between the other thumb and needle.</li> <li>3. Push the end of the thread through the eye of the needle.</li> <li>4. Tie a knot at the end of the thread to stop it from coming out of the needle</li> </ol>	<p>Design criteria – to design and make a cushion inspired by the colours and patterns used by Kadinsky or Salvador Dali. The design needs to be stitched onto the cushion.</p> 	 <p>good for assembling pieces of light fabric</p>  <p>strongest stitch that allows reinforcement</p>  <p>useful when mending and preventing fray</p>	
<p style="text-align: center;">Evaluation process</p>	<p style="text-align: center;">Key Vocabulary</p>	<p style="text-align: center;">Knowledge and understanding</p>	
<p>Who is your target audience?      Is the design appealing for your target audience?      Did you use a variety of stitches?      Are your stitches neat?      Is the finishing of the product good (is the fabric cut neatly or is it worn/fraying?)      Were you successful?      Is there anything you could change?</p>	<p>Aesthetics – the look of the product and how appealing it is</p> <p>Function – how practical and useful the product is</p> <p>Fray – fabric unravels or becomes worn</p>  <p>Wearing off – fabric becomes damaged</p>	<p>Cushions used to be a luxurious object only available to the wealthiest of people. By the Victorian period, cushions were no longer luxuries only for the rich. Due to the <b>industrial revolution</b>, the producing and dyeing of fabric became easier, quicker and cheaper, which in turn meant that the cushions were more adorable. Victorians used them to add comfort and style.</p> 	

1. If a fabric is fraying, this means it is...	a. Well used	b. Unravels or becomes worn	c. Looks brand new	d. Is it practical and useful
2. What does it mean if a product is aesthetically pleasing?	a. It works/functions	b. It is a well finished, eye pleasing product	c. It has at least 1 decorative feature	d. It has a button sewn on
3. Which stitch is good for preventing fray?	a. Backstitch	b. Overstitch	c. Running stitch	
4. Which one is not a purpose of a cushion?	a. Comfort	b. Style	c. Support	d. Damage the environment
5. Which stitch is the strongest?	d. Backstitch	e. Overstitch	f. Running stitch	