











River Bank Primary Knowledge Organiser	Year 4	Summer 1	Design technology Vegetable salad
Planning process	Designing	Making	
<p>Children will know from previous experiences the importance of healthy food choices. Children will look at where foods come from and how organisations such as Fairtrade support farmers.</p> 	<p>Design brief: To design, make and evaluate an Egyptian cookie.</p> <p>Egyptian cookies date back to the 10th century.</p>  <p>Children need to follow a recipe carefully whilst making some amendments to personalise their cookie to fit with their preferences. Children will need to weigh and sift dry ingredients to help them combine the ingredients together.</p>	<div style="border: 1px solid orange; border-radius: 15px; padding: 10px; margin-bottom: 10px;"> <p style="font-size: 24px; font-weight: bold;">bake</p>  </div> <div style="border: 1px solid orange; border-radius: 15px; padding: 10px;"> <p style="font-size: 24px; font-weight: bold;">oven</p>  </div>	
Evaluate	Key Vocabulary and Important Facts	Skills and equipment	
<p>You need to describe what you like or dislike about your Egyptian cookie Describe the taste and texture.</p> <div style="display: flex; justify-content: space-around; align-items: center;"> <div style="border: 1px solid gray; border-radius: 50%; width: 40px; height: 40px; background-color: green; color: white; display: flex; align-items: center; justify-content: center; font-weight: bold;">Strengths</div> <div style="border: 1px solid gray; border-radius: 50%; width: 40px; height: 40px; background-color: red; color: white; display: flex; align-items: center; justify-content: center; font-weight: bold;">Weaknesses</div> </div> <p>Evaluation helps us adapt and improve food products to make them tastier. You need to use your senses when you are evaluating a food product.</p>	<p>Unleavened – made without yeast</p> <p>Sweet – pleasant taste of sugar / honey</p> <p>Chewy – needing to be chewed hard or for some time before being swallowed</p> <p>Crisp – firm and brittle</p> <p>Soft – smooth texture and not hard to touch</p>	<div style="display: grid; grid-template-columns: 1fr 1fr; gap: 5px;"> <div style="border: 1px solid red; border-radius: 10px; padding: 5px; display: flex; align-items: center;"> <p style="font-size: 18px; font-weight: bold;">cutlery</p>  </div> <div style="border: 1px solid orange; border-radius: 10px; padding: 5px; display: flex; align-items: center;"> <p style="font-size: 18px; font-weight: bold;">mix</p>  </div> <div style="border: 1px solid orange; border-radius: 10px; padding: 5px; display: flex; align-items: center;"> <p style="font-size: 18px; font-weight: bold;">whisk</p>  </div> <div style="border: 1px solid orange; border-radius: 10px; padding: 5px; display: flex; align-items: center;"> <p style="font-size: 18px; font-weight: bold;">sift</p>  </div> <div style="border: 1px solid orange; border-radius: 10px; padding: 5px; display: flex; align-items: center;"> <p style="font-size: 18px; font-weight: bold;">weigh</p>  </div> <div style="border: 1px solid orange; border-radius: 10px; padding: 5px; display: flex; align-items: center;"> <p style="font-size: 18px; font-weight: bold;">stir</p>  </div> </div>	