










Year 2 Art – Drawing

Vocabulary

<p><b>tone</b></p>	<p>How light or dark something is</p>	
<p><b>shading</b></p>	<p>The building of layers of pencil to create different tones</p>	
<p><b>light-tones</b></p>	<p>A colour which is pale / bright</p>	
<p><b>mid-tones</b></p>	<p>Mid-tones in art are the colours that lie between the dark and light tones</p>	
<p><b>dark-tones</b></p>	<p>Dark tones in art are the colours which are dark</p>	
<p><b>hatching</b></p>	<p>Shading with closely drawn parallel lines</p>	

<p><b>contour hatching</b></p>	<p>Contour hatching is where the lines follow the curves of the subject</p>	
<p><b>cross hatching</b></p>	<p>Shading with lines that cross over each other</p>	
<p><b>stippling</b></p>	<p>Shading through the use of dots</p>	



## Year 2: Drawing

### Knowledge

- To know that David Hockney is an artist that has produced drawings depicting tone, including trees and landscapes.
- To know that **tone** describes the lightness or darkness of something.
- Know that applying different amounts of pressure to a drawing instrument can create **dark** or **light tones**.
- To know that **tones** at the left side of the tonal scale are called **light-tones**; tones in the middle are called **mid-tones** and tones at the right are called **dark-tones**.
- Know that H graphite gradings are hard (light) and B graphite gradings are soft (dark)
- Know to add **darker tones** to areas in the absences of light.
- Know to not apply tone or use **lighter tone**, or white to areas where there is light.
- Know that **light-tones, mid-tones and dark** tones can be created using horizontal, vertical and diagonal lines which do not cross over called **hatching**.
- Know that we can use curved lines to **contour hatch**.
- Know that dots drawn closely together creates a dark tone and dots drawn apart creates a light tone and that this is called **stippling**.



**Ask your partner the questions below. Can they find the correct answer on the right-hand side?**

Which British artist's work have you been looking at in this unit?

Pablo Picasso

What side of the 'tonal scale' are the light tones?

Left

Which shading technique uses dots?

Hatching

Which shading technique uses lines which do not cross?

Cross Hatching


Which shading technique uses lines which do cross?

Right



Stippling

David Hockney



**Big Questions**

**Beat Your Adult**

1. What are the different ways in which you can add shading to a drawing?
2. Why is shading important to a drawing?
3. What would be the different techniques you could use to show darker areas in an image?
4. What would be the techniques you could use to show the lighter areas in an image?

1. Each of you draw a tree and shade it in using the techniques which you know. Get someone to judge whose is best!
2. Draw and shade in a 15-minute sketch from a scene at the park. Get someone to judge whose is best!

## Wordsearch

Find the key vocabulary in the wordsearch below.

## Drawing

O H D D H N S O M N A N O C H R P H H H E I H G N  
L S N N R L R R P H I H I N O D D O H H C R N I O  
K S D D E U G P S T I N H S G O O D G N P T H R N  
N D R C D N E N G E I O T N I N L N D O G T C C U  
G C C P I N N N T C T A R H C N N G O N D L T O I  
N I T C G R E I C N M O V O I C N A G I E I T N  
I T A O E G T L D C D T N N D C T V E A M Y D C D  
G I I N S M L G H G T H S E E S C C I K N S G T I  
Y M H T C O N S T O D L S S N Y C N T A N I E S I  
N N G O T G N U A A N N P H G P H I I C K H D N O  
P L H U Y G I N H D K K A G S E N G I O R N O C A  
S P T R O R O P G T N N V I N M N T A N C T N I C  
I R C O G N U H M I R L G I C I H H Y D G N T H S  
C O R S M H V P T D G N D U H S I G I P P H H M C  
I C O V O H K R G S P O N C Y G I H O C C G T P N  
E P S O R T D Y O D H U T T H I T I T L O T N P C  
I N S H I T H C S S A A O E T P G N H I O D T D G  
N I H E I S G N T H H L D I Y T O D G C I T C D I  
I P A N C Y N I D O D A V I D H O C K N E Y T N S  
N O T N G N P N A A T N I H N R V G I E H P N I N  
U I C S A P G S T T G I H L I G H T O P N I O N G  
I H H O L L C H H D A T C I K C N H A O T C L U G  
T G I I E O D I A N C N G R A O Y T A I G H A I P  
C Y N M Y K N C T C H U A E I N D I P C I O A K S  
I G G I I H R L L H T D T T C L L R T D D N A R A

David Hockney

Stippling

Tone

Shading

Dark

Contour

Hatching

Light

Pencil

Cross Hatching

Mid

Pen

## Creative Task

1. Find a tree either in your garden or outside – draw it using the shading techniques learned in this unit.
2. Look at the drawing artwork of David Hockney online – which are your favourite pieces and why? Try to recreate one of them.
3. Try drawing trees with different mediums
  - a. Colouring pencils
  - b. Pens
  - c. Chalk
  - d. pencil

