

Year 3 DT: Magic Chalk Holders

Vocabulary

**overstitch**

A stitch made over an edge or over another stitch



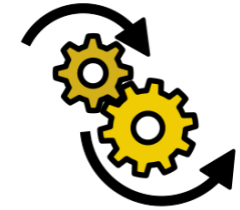
**Aesthetics**

An appreciation on how something looks



**function /  
purpose**

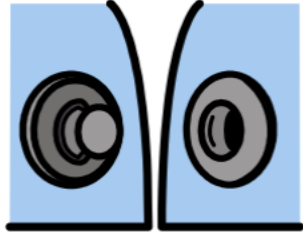



The reason why something is made



**fray**


Become worn at the edge



<b>press stud</b>	A small piece of metal or plastic used to fasten clothes with two usually round parts	
<b>velcro</b>	A fastener for clothes or other items, consisting of two strips of thin plastic sheet, one covered with tiny loops and the other with tiny flexible hooks	
<b>pattern</b>	The parts of clothes which are drawn onto fabric or paper before being cut out and put together	
<b>evaluate</b>	To assess how well something was made	

- To understand that simple textile containers e.g. purses, wallets, spectacle cases, draw-string bags are created in different ways for different **purposes**.
  - size
  - purpose
  - different fabrics used and how easy they may be to stitch through
  - Fastenings used
- Understand that **overstitch** is useful when mending clothes but it is also helpful as it can prevent a **fray**
- Know that you will need twice as much thread for this stitch as it goes over the fabric rather than just in/out so more thread will be used
- Know that a **fastening** is something that can be attached to a textile that allows the material to be fastened / secured. These include:
  - Zip
  - Press stud
  - Hook and eye
  - Buckle
  - Button
  - Velcro

- Know that an **overstitch** is achieved by:
  - Threading the needle
  - Putting two pieces of fabric together and pushing the needle through both so it comes out the front
  - Bringing the needle out of the other side
  - Placing the needle back at the back of the fabric (going over the seam – line where two pieces of fabric are sewn together)
  - Pushing the needle through again and it will come out the front
  - Repeating until the two pieces of fabric are joined




- Understand that a paper template can be measured (whole cms) and cut out (a **pattern**) which can then be pinned to the material and then cut out.
- Recall that **evaluation** is a process when product/process is checked whether it works well and if anything can be corrected or improve

## Quizzing

*Ask your partner the questions below. Can they find the correct answer on the right-hand side?*

Why is overstitch used?	To open and close something
What are fasteners used for?	To mark out the size and shape of a piece of fabric
What is the purpose / function of a glasses case?	Three
What is a running stitch used for?	To mend clothes
What is a pattern used for?	To hold and protect money
What is the purpose / function of a purse?	To join two pieces of fabric together
How many holes does a button have which are used to sew it to fabric?	Four

To hold and protect glasses





## Big Questions

1. Name 3 different types of **fasteners**
2. Why is a design specification important?
3. Why is an **evaluation** important?
4. How would you describe to someone how to complete an **overstitch**?

## Beat Your Adult

- Use **overstitch** to join two pieces of material at the edge? Who has done in the best? Get someone to judge!
- Sew a button onto a piece of material – who can do it the best? Get someone to judge.

Word scramble		Tasks	Creative Task
<p>Unscramble the key vocabulary from this topic below. You can create your own at the bottom</p>		<ol style="list-style-type: none"> <li>1. Design another Magic Chalk Holder, with an annotated diagram, which includes the measurements in cm</li> <li>2. Find a piece of material and sew on different size buttons / press studs etc</li> <li>3. Design a pencil case inspired by your favourite animal, consider:               <ul style="list-style-type: none"> <li>• The material</li> <li>• The fasteners</li> <li>• The colour</li> <li>• The size</li> </ul> </li> </ol>	
uaevleta			
taprnet			
orelvc			
serdutpss			
arfly			
inulectno			
cseathetis			
			

Tell a partner / an adult the definition for the missing spaces below

Vocabulary

	A stitch made over an edge or over another stitch	
<b>Aesthetics</b>		
<b>function / purpose</b>		
	Become worn at the edge	
	A small piece of metal or plastic used to fasten clothes with two usually round parts	
	A fastener for clothes or other items, consisting of two strips of thin plastic sheet, one covered with tiny loops and the other with tiny flexible hooks	
<b>pattern</b>		
<b>evaluate</b>		

