
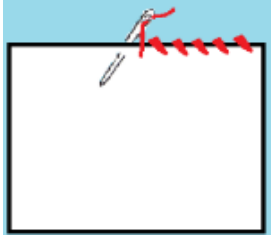




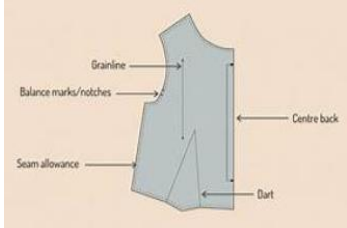


Year 4 DT: Cushions

Vocabulary

<p><b>posture</b></p>	<p>The position in which someone holds their body when standing or sitting</p>	
<p><b>overstitch</b></p>	<p>A stitch made over an edge or over another stitch</p>	
<p><b>running stitch</b></p>	<p>A simple stitch consisting of a line of small even stitches</p>	
<p><b>fray</b></p>	<p>Unravel or become worn at the edge</p>	

<p><b>applique stitch</b></p>	<p>A stitch where you sew a piece of fabric (usually a shape) onto another piece of cloth</p>	
<p><b>pattern</b></p>	<p>The template from which the parts of a garment are traced onto fabric or paper before being cut out and assembled</p>	
<p><b>annotate</b></p>	<p>Notes giving explanation or comment</p>	



## Year 4 DT: Cushions

### Knowledge

- To understand that cushions are used for comfort, **posture**, support and decoration
- To understand that a design-criteria is a list of successful items for which a product should have.
- Know that **overstitch** is useful when mending clothes (fixing) but it is also helpful as it can prevent a fray
- Know that the **overstitch** starts at the bottom of the two pieces of material and the thread goes over the edge of the material,
- Know that the stitches should be small so that it holds the material together better.
- Know that an **applique stitch** is used to attach one piece of material over the top of another piece of material
- Know that the **applique stitch** starts from underneath both pieces of material and then comes back down just over the edge of the attached material
- To know that when designing a product, you need to consider all aspect of the design criteria
- To know that a design should contain **annotations** explaining techniques, measurements and materials used.

- To know that a **pattern** is used to cut out material in the shape which you want
- To know that we can use pins to pin our **pattern** to material so that we can cut it out.
- To understand that when evaluating your work – you evaluate against the design criteria which you originally created



**Quizzing**

*Ask your partner the questions below. Can they find the correct answer on the right-hand side?*

On what part of the material do you usually use an overstitch?	The edge
When material starts to become worn at the edge it is said to...?	Applique stitch
Which stitch would you use to attach material to another material at the edge?	The edge
Which stitch would you use to attach material on top of another material?	Overstitch
Stitches should be small and close together when using a running stitch? True or False?	True
	fray

**Big Questions**

1. Why are annotations important to a design?
2. What kind of annotations would you make to a design for a cushion?
3. Why is a design-criteria important?
4. Why would a rough material not be suitable for a cushion?
5. Why is a pattern important when designing and making material items?

**Beat Your Adult**

- How many different uses for cushions can you name in 1 minute?
- Sew a button onto a piece of material – who can do it the best? Get someone to judge.


**Quiz at home**

*Ask your adult to look at the KO.*

*Quiz them using the vocabulary and knowledge section or the quiz questions.*

- Can they beat your score?
- Can they score more than 5?
- Compete with your adult in the elimination quiz. Take it in turn to ask each other questions. The first person to get a question wrong is out.



Word scramble	Tasks	Creative Task
<p>Unscramble the key vocabulary from this topic below. You can create your own at the bottom</p>	<ol style="list-style-type: none"> <li>Design another cushion, with an annotated diagram, this time for either: <ul style="list-style-type: none"> <li>A small child</li> <li>Someone who flowers</li> <li>Inspired by your favourite book</li> </ul> </li> <li>Find a piece of material and sew on different size buttons <ul style="list-style-type: none"> <li>Add a design which you then attach with an applique stitch</li> </ul> </li> </ol>	
eropstu		
ievrststco		
plquipae		
rayf		
tterapn		
etnonaat		
ugrinnm		

Tell a partner / an adult the definition for the missing spaces below

Vocabulary

<b>posture</b>	
	A stitch made over an edge or over another stitch
<b>running stitch</b>	
	Unravel or become worn at the edge
	A stitch where you sew a piece of fabric (usually a shape) onto another piece of cloth
<b>pattern</b>	The template from which the parts of a garment are traced onto fabric or paper before being cut out
	Notes giving explanation or comment

