



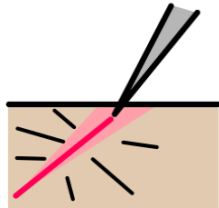







Year 6 Art: Batik Printmaking

Vocabulary

<p>batik</p>	<p>A method of producing coloured designs on textiles by dyeing them, having first applied wax to the parts to be left undyed</p>	
<p>juxta- position</p>	<p>Two things being seen or placed close together with contrasting effect</p>	
<p>negative- relief</p>	<p>A style of printing where the design on the printing plate can be cut away</p>	
<p>stencilling</p>	<p>A technique for reproducing designs by passing ink or paint over holes cut in cardboard or metal onto the surface to be decorated</p>	
<p>scratching</p>	<p>Scratch an image or design into the painted material</p>	

splattering	Randomly 'flicking' paint onto a surface	
layering	The action of arranging something in layers (on top of one another)	
Tjanting tool	A tool for putting wax onto cloth before it is dyed	
resistance	The ability not to be affected by something	
motif	A repeating image or pattern	

Year 6: Art – Batik Printmaking

Knowledge

- To know that printing can be made using wax crayons and watercolours as a **negative relief**
- To know that printing can be made using glue as a **negative relief**, with acrylic paints on cotton.
- To know that printmaking can be created using **batik**, using ink, printing frames and a hot-wax-**negative-relief**.
- To know that fabric needs to be stretched by using a frame before applying wax for **batik**.
- To know that a **tjanting tool** can be used to apply wax to fabric purposefully.
- To know that once the wax is applied to the fabric it will act as a **resistance** for any dye colour and cause the fabric to be unaffected by the dye.
- To know that repeating shapes or marks that feature in their composition will create an **effective motif**.
- Understand that **layering** can be created through adding another medium such as chalk or paper on-top of a substance
- Understand that **layering** can be created through **scratching** – creating patterns in a wet paint, which removes the paint.

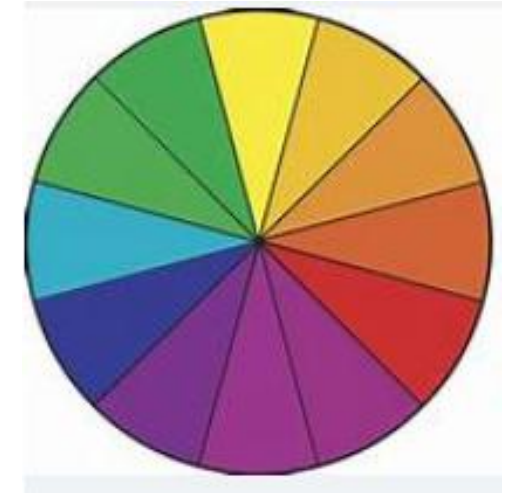
- Understand that **layering** can be created through flicking whereby paint is flicked on top of another substance.



Quizzing

Ask your partner the questions below. Can they find the correct answer on the right-hand side?

What is a tjanting tool used for?	The dried hot wax allows the dye to pass through
How does the hot wax help create patterns, designs or motifs?	Printing
What is the style of artwork looked at this term called?	Applying hot wax to a material
Colours next to each other on the colour wheel are called?	Analogous
Colours opposite each other on the colour wheel are called?	The dried hot wax resists the dye
What material is ideal for Batik artwork	Batik
	Complimentary
	Cotton

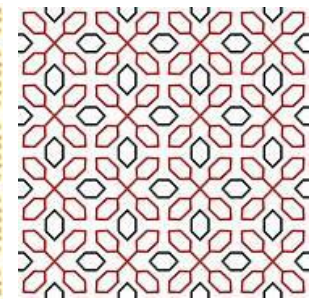


Big Questions

Beat Your Adult

1. Why would rubber not be a useful material to use for Batik?
2. What are the safety considerations when creating art through Batik?
3. What is the effect of layering when creating art through Batik?
4. Have a look around your house, where can you see examples of repeating patterns or motifs?

- Who can name the most materials in 1 minute?
- Who can name the most colours in 1 minute?



Word scramble

Unscramble the key vocabulary from this topic below. You can create your own at the bottom

tibak	
tionxtaujsio	
vineilferetega	
licstinleng	
nicharcstg	
terlaprisgn	
yinrelag	
jtiootlanitg	
sanceriset	
ifotm	

Creative Task

1. Using a drawing package on the computer or online, create a variety of repeating patterns or motifs of various colours.
2. Draw a repeating pattern or motif on paper using pencils crayons.
3. Using one of the techniques used in this unit (not hot wax!) create another relief work. If you want to borrow some resources, then please speak to your teacher.



Tell a partner / an adult the definition for the missing spaces below

Vocabulary

	A method of producing coloured designs on textiles by dyeing them, having first applied wax to the parts to be left undyed
juxta-position	
negative-relief	
	A technique for reproducing designs by passing ink or paint over holes cut in cardboard or metal onto the surface to be decorated
scratching	
	Randomly 'flicking' paint onto a surface
layering	
	A tool for putting wax onto cloth before it is dyed
	The ability not to be affected by something
motif	

