




River Bank Primary Knowledge Organiser	Year 1	Computing – Summer 1	We are story tellers
Overview and facts		Useful websites/books to support you at home	
<p><u>'We are story tellers'</u></p> <p>Do you love listening to recordings of yourselves? Do you have favourite stories that you want to listen to again and again? In this unit, you will create a talking book that you will be able to share with others. You will record yourself reading a story and then you will add sound effects. You will use these recordings to produce a talking book.</p> <p>By the end of the term, you will be able to:</p> <ul style="list-style-type: none"> • use sound recording equipment to record sounds • develop skills in saving and storing sounds on the computer • develop collaboration skills as you work together in a group • understand how a talking book differs from a paper-based book • talk about and reflect on your use of IT • share your recordings with an audience. 		<p>Free audio tracks of children's stories: http://storynory.com/archives/fairy-tales/</p> <p>Free animated stories from cbeebies: www.bbc.co.uk/cbeebies/stories/.</p> <p>Additional sound effects can be downloaded from the National Education Network: http://gallery.nen.gov.uk/gallery14723-.html.</p> <p>2Simple 2Create A Story is pay-for software that allows children to create talking stories. See www.2simple.com/2createastory/.</p> <p><u>Books</u></p> <p>Brooks, F. (2009). <i>Goldilocks and the Three Bears: With Sounds</i> (Usborne First Fairy tales). Usborne Publishing Ltd.</p> <p>Donaldson, J. (2011). <i>What The Ladybird Heard Sound Book</i>. Macmillan Children's Books.</p>	
<p>(information from 'Rising Stars Computing')</p> <div style="display: flex; justify-content: space-around;">   </div>		<p><u>Why not try this at home?</u></p> <p>You could visit your local library to talk to a librarian about how many talking books you have, what sort of books they are and who uses them.</p> <p><u>E-safety</u></p> <p>Remember to be SMART online:</p> <ul style="list-style-type: none"> S – Stay Safe M – Don't Meet Up A – Accepting Files R – Reliable T – Tell Someone <p>Remember: use technology safely and respectfully, keeping personal information private! If there is anything you should talk to your parents or your teacher.</p> 	

Quiz	<u>A</u>	<u>B</u>	<u>C</u>
What does the 'S' stand for in 'SMART'?	Sausages.	Stay safe.	Stop sign.
Should you keep your personal information private?	Yes.	No.	Not sure.
What should you do if you see something online that upsets you?	Tell an adult.	Stay quiet.	Show your friends.
What is a talking book?	A book that only you can read.	A book that can play football.	A book you can listen to.
What do you use to add sound to a talking book?	A loud voice.	Sound recording equipment.	Crayons and felt tip pens.