




River Bank Primary Knowledge Organiser	Year 3	Computing – Summer 2	We are presenters
What we will learn		Information and ideas	
<p><u>'We are presenters'</u></p> <p>Do you love watching sport or other performances on TV? This half term you will get the chance to make a short narrated video of yourself practising a sport or other skill, (you could record music, dance or drama rehearsals) and to use this to help improve your performance.</p> <p>By the end of term this unit of work will enable you:</p> <ul style="list-style-type: none"> • gain skills in shooting live video, such as framing shots, holding the camera steady, and reviewing • edit video, including adding narration and editing clips by setting in/out points • understand the qualities of effective video, such as the importance of narrative, consistency and scene length. <p>To complete this unit of work you will be using a range of software, in particular 'video editors', to create content in the form of an edited video, which accomplishes a specific goal. In shooting your videos, you will collect information. Your commentaries will include analysis and evaluation. You can also draw on data in your work, perhaps including times or measurements in your commentary. The unit will also develop your understanding of working with different forms of input and output – as you record video and commentary, and source images and effects, you will be working with digitised forms of images and sound (input). Remember, you will be filming one another so you should behave respectfully and responsibly.</p>		<p>BBC's iPlayer might be useful for reviewing sporting video clips: www.bbc.co.uk/iplayer</p> <p>www.mediacollege.com/video provides a good introduction to video and editing techniques.</p> <p>Online tutorials</p> <p>Movie Maker overview: http://windows.microsoft.com/en-us/windows-live/moviemaker#t1=overview</p> <p>iMovie tutorial: http://support.apple.com/kb/VI103</p> 	
<p>(information from 'Rising Stars Computing')</p> 		<p>Why not try this at home?</p> <p>Why not research further aspects of TV and film-making at home? www.firstlightonline.co.uk and http://cineclub.org.uk are good starting points, as is http://simple.wikipedia.org/wiki/Filmmaking</p> <p>You could ask your parents to record you practising a skill at home, and then review the footage; this could be the same skill you have practised in school or something more domestic, such as washing up or baking 😊</p> <p>As Movie Maker is a free download, you could continue experimenting with it on your home computers. Remember to ask your parents' permission before you download anything!</p>	
		Key vocabulary/phrases	
		<p>In point - is the first frame you want to include in a sequence</p> <p>Out point - is the last frame you include in a sequence</p> <p>Narrated - to give a spoken or written account</p> <p>Accomplishes – achieves</p> 	

Quiz	<u>A</u>	<u>B</u>	<u>C</u>
The first frame you want to include in a sequence is called?	Out point.	Output .	In point.
What is one of the qualities that makes an effective video?	Constant.	Consistency.	Contour .
If you accomplish something you _____ your goal.	achieve	archive	achievement
When filming you should behave respectfully and...	reasonably.	responsibly.	reactively.
Before you download anything onto your home computer you should ask?	A friend.	Your parents.	No one, its fine to download anything anytime.