

Key people

Our curriculum

SATs explained

Extended day

General reminders

Homework

River Bank
INSPIRE · EMPOWER · ACHIEVE

Your questions

Website information

Trips and visitors

Year 6

Meet the Year 6 Team

Miss Clackson (Year Lead) – Oak Class

Mrs Perzanowska – Oak Class (Thurs)

Miss Williams – Ash Class

Miss Gannon- Hazel class

Mrs Akram

Ms de Ronde



River Bank
PIRE · EMPOWER · ACHIEVE

Lessons in Year 6

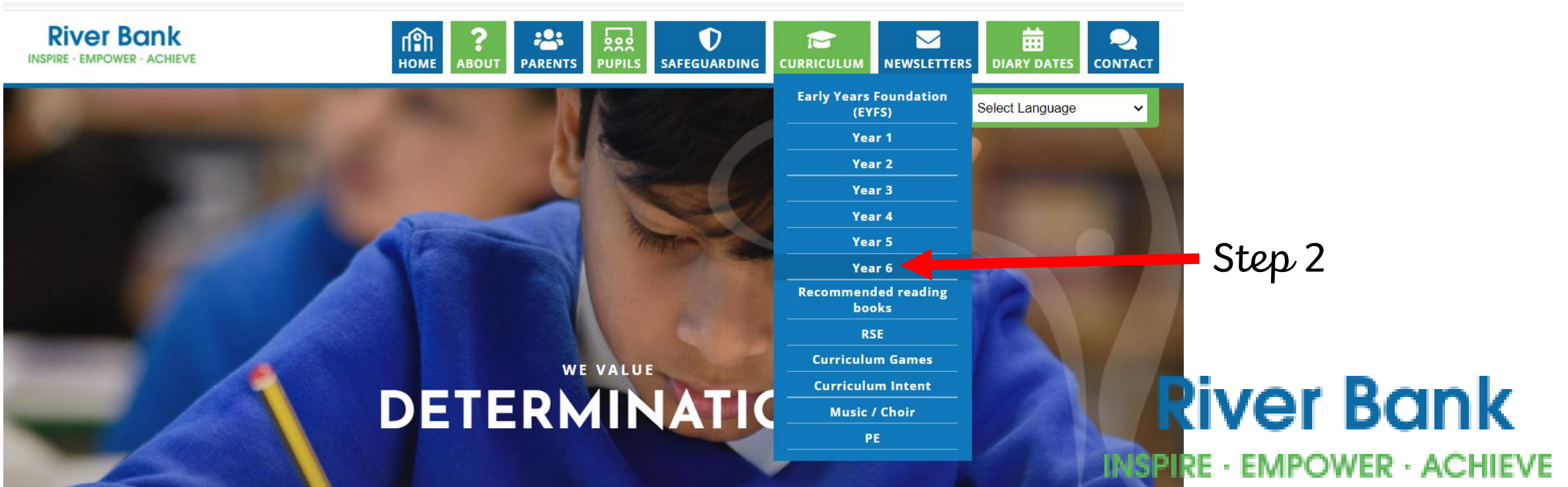
- **Maths**
- **English**
- **Guided Reading**
- Handwriting
- Spellings
- Grammar
- Science
- P.E.
- Art
- PSHE
- Computing
- Music
- French (MFL)
- Design Technology
- R.E.
- History
- Geography

River Bank

INSPIRE · EMPOWER · ACHIEVE

Navigating our Website

Step 1



Step 2

[Year 1](#)[Year 2](#)[Year 3](#)[Year 4](#)[Year 5](#)[Year 6](#)[Recommended reading books](#)[RSE](#)[Curriculum Games](#)[Curriculum Intent](#)[Music / Choir](#)[PE](#)

Year 6

Key Stage 2 pupils (years 3 to 6) are taught the full range of National Curriculum subjects including English, Mathematics, Science, Computing, Art and Design, Design and Technology, Geography, History, Music, Physical Education, Religious Education. We also teach Personal, Social, Health and Citizenship Education through our School Values.



Please click on the areas below to view content











[Homework Grids](#)[Knowledge Organisers](#)[Curriculum Plans and Maps](#)

Homework in Year 6

Home Learning	Year: 6	Term: Autumn Term		Topic: WW2
Maths: one piece handed out on Thursday	English: one piece of grammar work per week on Thursdays	Reading (practise daily – 20 mins)	Spellings – fortnightly spelling grid + written sentence for at least 5 words	Times tables (practise daily)
Writing Write a diary entry about your first day in year 6. What were you excited about? What were your fears? What are your expectations for the coming year?	Art and DT Design a simple fabric toy/teddy that an evacuee child might take with them to remind them of home. Label the types of material and stitches that you might use.	Science Draw two simple circuits using the correct scientific symbols. Challenge: make a deliberate mistake on one of the circuits that won't allow the circuit to work. I will see if I can spot it!	History / RE Research different types of rationing <ul style="list-style-type: none"> • Food – Dig for victory • Make do and mend • Save waste fats • Emissions and coal Explain what rationing was, why it was introduced and how they rationed during WW2	Music/ PSHE/ PE Research and compare two wartime songs. What was the purpose of these songs? What was the message? How did they lift morale?
Write out a poem from WW2. Annotate it, looking at vocabulary, grammar devices, repetition, similes, metaphors, personification etc.	Think of a cause or charity that means something to you. Create a propaganda-style poster to promote awareness or action.	Pour some water into a shallow baking pan or plastic tub. Angle a mirror into the pan, resting on the edge, and shine a bright torch (light from a phone camera works well) onto the mirror under the water. Hold a piece of white paper horizontally above the pan. What can you see? What is happening?	Create a map of the UK. Identify on the map what cities were bombed during The Blitz and research why the Nazi's targeted those cities.	Create a lesson plan for either a netball or football lesson Warm up, skills activity, game activity and cool down.
Both Adolf Hitler and Winston Churchill are famous for their persuasive, emotive and rallying speeches. Write a speech about any subject in a similar tone.	Look up a propaganda poster from WW2. Analyse it in detail focusing on: the message and slogan, persuasive techniques, colour/ artwork, literary devices – alliteration, puns etc.	When light travels from one material to another it bends. This is refraction. Draw a small arrow pointing left or right on a piece of paper. Fill a large, transparent glass with water. Hold the arrow behind the glass of water. What happens? Try this out with letters of the alphabet. Does it work with them all?	We don't always keep to the rules, but they still help us to be clear about what we should do and help us to keep to our 'moral plan'. Create a 'code for living' including all the things you think humans should do on a day to day basis.	Read the United Nations 30 human rights. Pick one and explain how we can demonstrate this in school, in life and in the community.

Out – Thursday
In – Tuesday

Knowledge Organiser

River Bank Primary Knowledge Organiser	Year 6	Autumn 1 and 2	Second World War
Key Vocabulary		Important Facts	
<p>Treaty of Versailles – Peace treaty drawn up by the Allies.</p> <p>Allies - Countries that fought with Britain such as USA, France, and Russia.</p> <p>Axis - Countries that fought with Germany such as Italy and Japan.</p> <p>Evacuee - Someone who was evacuated, moved from a danger area to a safer place (normally from the cities to rural areas).</p> <p>Rationing - The controlled distribution of scarce resources (mainly food & clothing).</p> <p>Air raid shelter - A building to protect people from bombs dropped by planes.</p> <p>Blackout - Wartime ban on street lighting and other lights being shown at night.</p> <p>Nazi - Short for the Nationalist Socialist Party (in Germany). A follower of was called a Nazi.</p> <p>Blitz – German air raids from the German word Blitzkrieg, translated as “war”</p> <p>Propaganda – information used to promote political cause.</p> <p>World War 2 – It was a global war that lasted 6 years.</p> <p>Appeasement – The hope of avoiding war.</p> <p>Operation Dynamo – The evacuation from Dunkirk.</p> <p>Flotilla – A small fleet of boats or ships.</p> <p>RAF – Royal Air Force.</p> <p>Evacuation – The action of evacuating a person or place.</p> <p>Torpedoes – An underwater missile.</p>		<ul style="list-style-type: none"> Treaty of Versailles was a peace treaty drawn up by the Allies. The big three who implemented the Treaty of Versailles were George Clemenceau (France), Woodrow Wilson (USA) and David Lloyd-George (Great Britain). Germany was forced to agree to accept the Treaty. The second World War was fought between two groups of countries. The Allied and the Axis powers. The Allied powers included Britain, France, Russia, China, the United States and others. 	
		<p>The war effort: people were encouraged to ration, grow their own food, salvage waste, repair clothes rather than throw away and women went to work.</p> <p>Posters were used in propaganda campaigns. Motivating people to think positively during the war.</p>	
<p>Key People and Places</p> <p>Adolf Hitler – Leader of Nazi party. Winston Churchill – British Prime minister (1940 -1945) Neville Chamberlain – British Prime Minister (1937- 40) Joseph Stalin - Leader of Soviet Union. Franklin D Roosevelt – President of United states of America</p> <div>      </div> <p>Adolf Hitler Winston Churchill Neville Chamberlain Joseph Stalin Franklin Roosevelt</p>		<p>Useful Websites.</p> <p>https://www.ducksters.com/history/world_war_ii/battle_of_britain.php</p> <p>http://www.primaryhomeworkhelp.co.uk/war/battleofbritain.htm</p> <p>https://www.bbc.co.uk/newsround/34257841</p>	
<p>Key Dates</p> <p>1939- 3rd September Britain and her allies declare war on Germany.</p> <p>1940- Winston Churchill becomes Prime Minister of Britain.</p> <p>1940- The Battle of Britain</p> <p>1941 – The Blitz continues against Britain’s major cities.</p> <p>1944 - 6th June known as D- Day.</p> <p>1945 – Germany surrenders to the Western Allies. Winston Churchill announces VE day “Victory in Europe”</p>		<div>   </div> <p>Remains of houses after the Blitz.</p> <p>Air Raid shelter</p> <div>   </div> <p>Rationing Coupons</p> <p>Spitfire, Britain's fighter plane</p>	

Curriculum Map

River Bank Primary School

Year 6

In English, we'll be learning about :

In year 6 we will be focusing on narrative writing and poetry surrounding the following texts:

Goodnight Mister Tom— **Michelle Magorian**
I believe in unicorns – **Michael Morpurgo**
Wilfred Owen - poetry

Grammar

Dialogue to move the story on
Adverbial openers
Possessive pronouns
Relative clauses



In Maths, we'll be learning about:

- **Place value**

Numbers to 10 million, compare and order any number, round any number and negative numbers.

- **Addition, Subtraction, Multiplication and Division**

Add and subtract 6 digit numbers, divide and multiply 4 digit by 2 digit numbers, long division, common factors, common multiples, prime numbers, square and cubed numbers, order of operations.

Year 6 Autumn Term Plan



In Personal, Social and Health Education (PSHE), we'll be learning:

Being me in my world.

- My year ahead
- Being a global citizen
- Learning charters
- Taking ownership of learning
- Democracy
- Rewards and behaviors

In Physical Education (PE),

we'll be learning:

- Netball, football, hockey and gymnastics.

P.E. days:

Oak – Tues & Thurs
Hazel – Mon & Weds
Ash – Weds & Thurs



For all our other lessons, please see our subject **Knowledge Organisers** on our school website.
In Pupils – Year 6 – Year 6 Knowledge Organiser.

SATs (Standardised Assessment Tests)

Monday 13th May 2024 – Thursday 16th May 2024

It is important that ALL pupils are in school for this week. Every child is required to take each test at a specific time on a specific day.

A SATs workshop will be held for parents and children (Date TBC). We will cover:

- Past SATs questions / tests
- Content
- Standardised scoring system
- Best ways to prepare for the SATs exams



Department
for Education

River Bank
INSPIRE · EMPOWER · ACHIEVE

Extended Day

- Focus on Maths
- Builds pupils' confidence.
- Gives additional time for children to practise tricky concepts.
- preparation for SATs and secondary school.

Until half term, pupils with permission are able to walk home alone at 4:30.
Following October half term, ALL pupils will need to be collected from extended day by an adult.

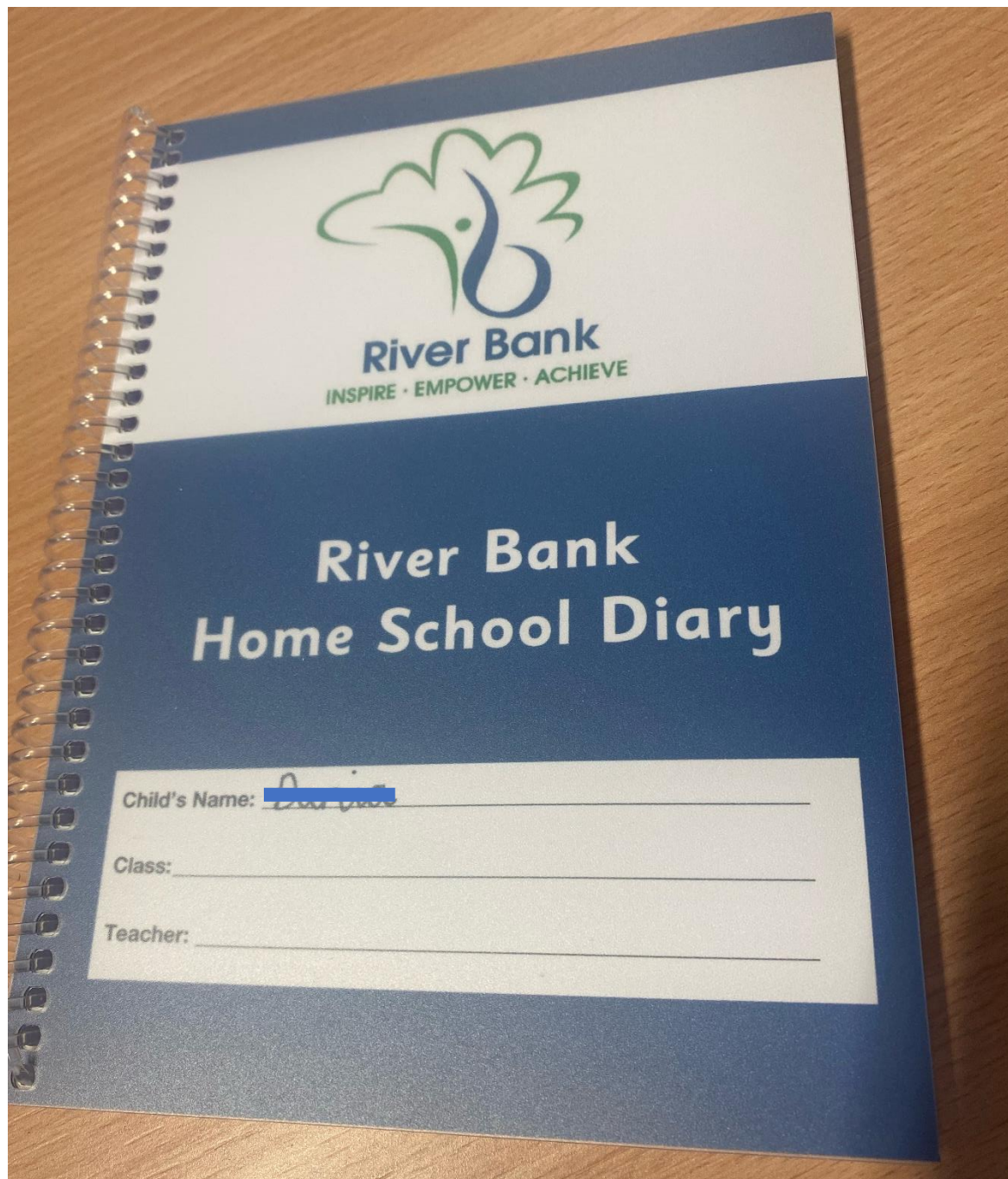
Supporting Your Child at Home



- Hear your child read and read to them.

-Children in year 6 should be reading for 20 minutes a day-this can be any reading material!

- When reading with your child ask questions about the book:
“What does she mean by that?”, “Where do you think they are going? How do you know?”
- Talk to children about what we are doing in school.
- Monitor their use of TT Rockstars (daily)



- Key dates
- Key information
- Word / spelling lists
- Usernames and passwords

River Bank
INSPIRE · EMPOWER · ACHIEVE



Week Beginning: 19th September 2022

	Reading Record	Initials
Monday lundi • Montag • lunes	Book: <i>Goodnight Mister Tom</i>	<i>AC</i>
	Page and Comments: <i>pg 20-40 George answered questions. Discussed meaning of 'incoherent'.</i>	
Tuesday mardi • Dienstag • martes	Book:	
	Page and Comments:	
Wednesday mercredi • Mittwoch • miércoles	Book:	
	Page and Comments:	
Thursday jeudi • Donnerstag • jueves	Book:	
	Page and Comments:	
Friday vendredi • Freitag • viernes	Book:	
	Page and Comments:	

Parents to sign at the
end of every week

SEPTEMBER • septembre • September • septiembre

Comments

- Nothing too detailed, just a short comment is fine.
- Staff may write in here too.
- Communication between parents and teachers.

Things to remember

Teachers to sign at the
end of every week

Parent signature

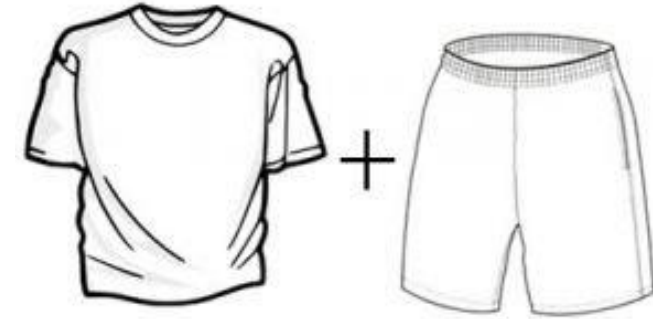
Staff signature

P.E.

Plain blue or black sweatshirt

Black leggings/tracksuit bottoms

- Children come to school in their P.E kits on their P.E days:
Ash: Wednesday and Thursday
Oak: Tuesday and Thursday
Hazel: Monday and Wednesday
- White T shirt with blue shorts/navy leggings / tracksuit bottoms.
- Jewellery should **not** be worn
- In cold weather, children can wear suitable tracksuit bottoms or a warm jumper.
- If girls would prefer to wear clothing that covers their legs for PE – Please ensure that these are suitable for PE (Tracksuit or sports leggings). No tights for PE.



River Bank

INSPIRE · EMPOWER · ACHIEVE

Trips and visitors

- Our trips and visitors are always carefully selected to enhance the learning in class.
- October: Duxford Imperial War Museum, Cambridge (school uniform)
- January: Virtual reality workshop in school.
- Our residential trip to The Isle of Wight in May (17th - 20th) is a fantastic way for our pupils to develop their independence and resilience.

If you are concerned about covering the cost of this trip, please do not hesitate to speak to the office.



River Bank

INSPIRE · EMPOWER · ACHIEVE

Reminders

- Be punctual (8.45am daily lessons start, school doors open 8:30am)
- Attendance is vital
- Name labels for clothes
- Bring only a book bag to school – pencil cases not needed
- Water bottles

Any questions?

Please feel free to speak to your child's class teacher at any time throughout the year.

Contact the school office to make an appointment or arrange a phone call.