



**YEAR 1**

**RIVER BANK PRIMARY SCHOOL**


# **YEAR 1**

- **Mrs Malik & Miss Holyhead - Kingfisher Class**
- **Mr Eddings - Lark Class**
- **Mrs Turner & Mrs Sheikh - Wren Class**
- **Miss Akhtar – Robin Class**
- **Mr Seeley – Sparrow Class**

# YEAR 1 LESSONS

- Maths
- English
- Read Write Inc
- Music
- PE
- Topic (History/Geography/Art/DT)
- Computing
- RE
- Science
- Handwriting & Spellings (High Frequency words)

\*Knowledge Organisers support understanding and learning of the contents in each subject.

River Bank Primary Knowledge Organiser	Year 1	Autumn 2	Neil Armstrong
Key Vocabulary		Important Facts	
<p>Neil Armstrong America Astronaut Apollo 11 Moon Landing Pilot</p>		<ul style="list-style-type: none"> <li>• Neil Armstrong was born in 1930 in the state of Ohio in America.</li> <li>• He was 15 years old when he got his pilot's license.</li> <li>• He was accepted to be part of the NASA Astronaut corps in September 1962.</li> <li>• Then in 1969 he went aboard Apollo 11 and became the first man to walk on the Moon.</li> <li>• He died in 2012 in Ohio, America.</li> </ul>	
Key People		Famous words	
<p>Neil Armstrong, Michael Collins, Buzz Aldrin</p> 		<p>After stepping onto the Moon Neil Armstrong was heard saying</p> <p><b>"That's one small step for man, one giant leap for mankind."</b></p>	
Key Dates		Useful Websites	
<p>1969 Neil Armstrong to be the first man to walk the moon</p>		<p><a href="https://www.ducksters.com/biography/explorers/neil_armstrong.php">https://www.ducksters.com/biography/explorers/neil_armstrong.php</a></p> <p><a href="http://www.bbc.co.uk/guides/zhx4k2p">http://www.bbc.co.uk/guides/zhx4k2p</a></p>	

1. What is Neil Armstrong famous for?

- A) First man on the Moon   B) Going into space   C) First man on a rocket

2. What year did he go to the Moon?

- A) 1975   B) 1969   C) 1982

3. What did Neil say when he stepped onto the Moon?

- A) "One small step for man, B) "Five big steps for man"  
c) One giant leap for mankind"

4. What did Neil do when he stepped on the moon?

- A) Planted an American flag   B) Had his lunch   C) Took photos

5. What was the name of the first spacecraft Neil went to space in?

- A) Apollo 11   B) Eagle 2   C) Zeus 1

# MATHS

- Counting on and back in 1's, 2's, 5's and 10's
- Addition & Subtraction
- Place Value
- Multiplication & Division
- Word problems
- Time
- Fractions
- Shape and Measures



# READ WRITE INC

- Phonics
- Reading/writing linked to a text
- Taught in groups
- Termly assessment
- Real and nonsense words

Read Write Inc  
Phonics

Desktop Speed Sounds Chart

Speed Sounds Set 1

m m	a a	s s	d d	t t
i i	n n	p p	g g	o o
c c	k k	u u	b b	f f
e e	l l	h h	sh sh	r r
j j	v v	y y	w w	th th
ch ch	qu qu	x x	ng nk	

© Oxford University Press 2016

frab

IN YEAR ONE WE MOVE ONTO SET 2 AND SET 3 SOUNDS

—

THESE SOUNDS ARE GRAPHEMES AND SPLIT DIGRAPHS (2 LETTERS ONE SOUND)





# PROGRESS THROUGH RWI



June 2025 - Year One Phonics  
screening test

40 WORDS

32 words correct - meets the required standard

ONCE RESULTS ARE CONFIRMED OUTCOMES WILL  
BE IN YOUR CHILD'S SUMMER SCHOOL REPORT

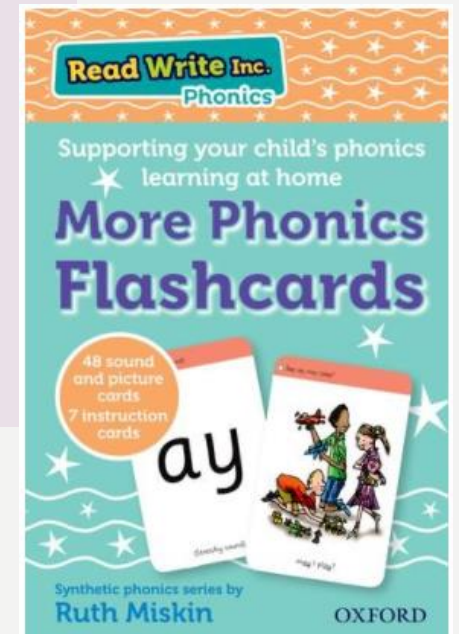
# HOW CAN YOU HELP YOUR SON/DAUGHTER?

By helping your child to learn the set 2 and set 3 sounds – QR codes which direct you to videos

	<b>ay</b> expires 05.07.24
	<b>ow</b> expires 05.07.24



By using **Special Friends**, **Fred talk**, **Read the word for reading** - shop sh-o-p

By practicing green words




# TOPIC

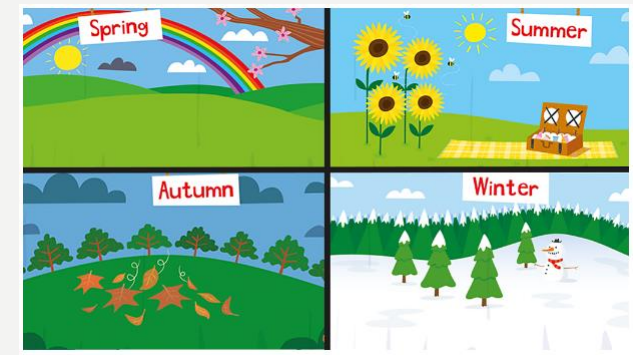
- Autumn 1 - Amazing Animals
- Autumn 2 - The Moon



- Spring 1 - The Seven Continents
- Spring 2 - Explorers

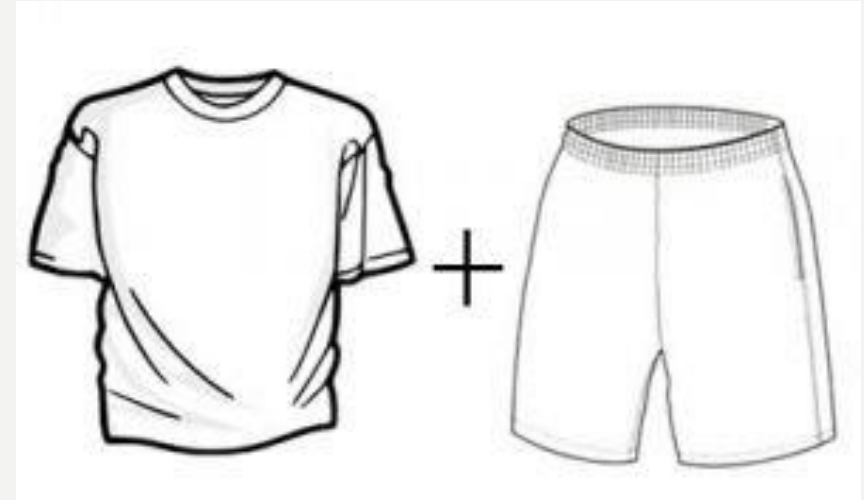


- Summer 1 and 2 - Changing Seasons



# PE

- Games
- Dance
- Gymnastics













- Children come to school in their P.E kits on their P.E day.
- White T shirt with blue shorts/navy leggings / tracksuit bottoms.

# HOMWORK

- Spellings (phonics based and HFW)
- Reading Books-RWI book
- Homework tasks (writing, art, research based)

# HOMWORK GRID - HOMEWORK DUE EVERY TUESDAY

Year: 1 Autumn term (1) Home Learning tasks

★ Reading (Read Write Inc home reading book)		
 <p>Research and write about a reptile.</p>	 <p>Describe an animal for a friend to guess. E.g., I'm thinking of an animal, it has....</p>	 <p>Write a list of why it is super to be you.</p>
<p>Draw and label a fish.</p> 	<p>Who is in your family? Design a family tree.</p> 	<p>Photograph or draw 4 of your favourite ways to keep active.</p> 
 <p>Learn and follow directions</p> <ul style="list-style-type: none"> <li>• forward</li> <li>• turn left</li> <li>• turn right</li> </ul>	 <p>Listen to and describe the sounds that different animals make.</p>	 <p>Draw a map of the UK and label Scotland, Wales, England and Northern Ireland.</p>
<p>Draw a picture using only the 3 primary colours</p> 	 <p>Draw the place where you live and its local area. Can you show the route you take to get to school?</p>	 <p>Make your own colourful animal mask.</p>

## Expectations

1. Homework – complete at least 1 task per week. **Due on Tuesday.**
2. Spellings – will be given out on Thursdays for a test the following week.
3. Reading – Recommended minimum 10 minutes each evening with an adult. Reading records should be signed and dated
4. Reading books must be in school every day. Thank you for your support!

# WEEKLY SPELLINGS –

## Year 1 Spelling - week 4

Practise the spellings below.

**Red words** are tricky words that you cannot sound out (fred talk).

Look at each spelling, say it, cover it and then practise writing it. Follow these steps every day.

	day 1	day 2	day 3	day 4	day 5	day 6
day						
play						
spray						
tray						
say						
of						
we						
I						
the						
you						



# Sign up for class dojo

The screenshot shows the Class Dojo interface for a class named "Wren 2024-2025". The interface includes a navigation bar with options like Classroom, Class Story, Messages, Calendar, and Dojo Islands. Below the navigation bar, there are buttons for "Undo last" and "Add note". The main area displays a grid of student avatars, each with a name and a score. The "Students" tab is selected, and the "Groups" tab is also visible. The scores for each student are as follows:

Student	Score
Whole Class	220
Arham	6
Ayaana	20
Ayat	13
Ayden	8
Aydin	1
Daniel	14
Filip	16
Hassan	3
Ibrahim	6
Khadijah	18
Khizar	8
Luka	7
Mahria	8
Maliha	10
Manu	9
Maya	3
Mohamma...	1
Nusaybah	7
Riyaad	6
(Unlabeled)	6
(Unlabeled)	6
(Unlabeled)	15
(Unlabeled)	15
(Unlabeled)	6

# HOW CAN PARENTS HELP?

- Read with your child daily for 10 minutes and sign their reading record
- Help with homework
- Talk to your children about what they have been learning at school
- Being punctual, 8.30 am school opens and lessons start at 8.50 am